

# British Wool LEARNING



## Design a British Wool Product

### Aims:

- to develop understanding of visual elements including colour, pattern and texture
- to consider the materials used in art, craft and design and where materials come from
- to develop speaking and listening skills by listening, understanding and responding appropriately to others
- to understand the importance of asking relevant and appropriate questions
- to expand on understanding of the properties and characteristics of materials
- to encourage children to explore and develop ideas and to record from both experience and information

### Introduction

Children enjoy developing their creativity and imagination. This design activity will help to develop existing skills and improve their awareness of the roles and purposes of wool in art, craft and design products.

In recent years there has been a resurgence in crafts such as hand knitting, and the desire to support British companies and to buy British products has also increased. This product design task considers the use of British wool as a material to create products. Why do the children think hand knitting has grown in popularity? Why might people be interested in supporting British products? Apart from hand knitting, what uses does wool have? What do children already know about the qualities of wool?

With the advent of synthetic fibres such as nylon and polyester, production of items using wool declined. There is now a growing initiative to help reverse the fortunes of British and global wool industries. The Campaign for Wool aims to raise awareness so consumers, designers, manufacturers etc. understand more about the unique qualities of wool. Wool is a natural and sustainable material so offers environmental benefits that man-made fibres lack. Some of the characteristics and qualities of wool can be explored in the interactive [www.britishwoollearning.com/interactive/materials](http://www.britishwoollearning.com/interactive/materials)

Children can find out more about **The Campaign for Wool** at [www.campaignforwool.org](http://www.campaignforwool.org) This may be the ideal starting point for the research included as part of this activity. Children can find out more about the breeds of sheep found around the UK, the type of wool they produce and the processes the wool must undergo to be fit for purpose by using the various factsheets found at [www.britishwoollearning.com/resources](http://www.britishwoollearning.com/resources)

### Activity

Ask the children to select which of the three products they would like to create a design for: a wool jacket; jumper; or rug/throw. Provide them with the template (included) and ask them to research the material and designs for their chosen product. Designs can be inspired by the material itself, the target consumer, the country of origin or by any observations made while researching. This must, however, be recorded on research and ideas sheets.

Using the information and observations they have found during research, children should select ideas and use them to create a sheet of ideas showing printed images and drawn patterns. Children should record any information they feel has helped them to develop their ideas. Where did they find inspiration for their designs? An historical reference? Cultural? An existing artist or designer? Or were they inspired by the material itself?

When completing their research, ask children to design the final pattern of their product choosing from a variety of methods and approaches. This method should, in part, communicate the observations, ideas and information they found during research.

Once the designs are complete, children can compare ideas, methods and approaches in their own work and in the work of others in the class. Encourage children to say what they think and feel about the work (both their own and the work of others). These discussions may provide opportunity for children to describe how they might have liked to develop their designs further, given time.

Pupils could develop their own class design gallery displaying the products they have designed and the processes which lead them to create the patterns they chose.





# British Wool LEARNING



## Design a Jacket

Design your own British wool suit jacket using this template. Think about the colours and patterns you will use.  
Who might wear this jacket and when?







# British Wool LEARNING



## Design a Jumper

Design your own British wool jumper using this template. Think about the colours and patterns you will use. Who will wear your jumper and when?






# British Wool LEARNING



## Design a Rug or Throw

Design a British wool rug or throw using this template. Think about the colours and patterns you will use. Where will your rug or throw be used? Who might use it and how?





# British Wool LEARNING



## Design a Woolly Hat

Design a British wool hat using this template. Think about the theme, colours and patterns you will use. Where will your hat be worn? Who might use it and how?

