

British Wool LEARNING




Fingerprint Farm

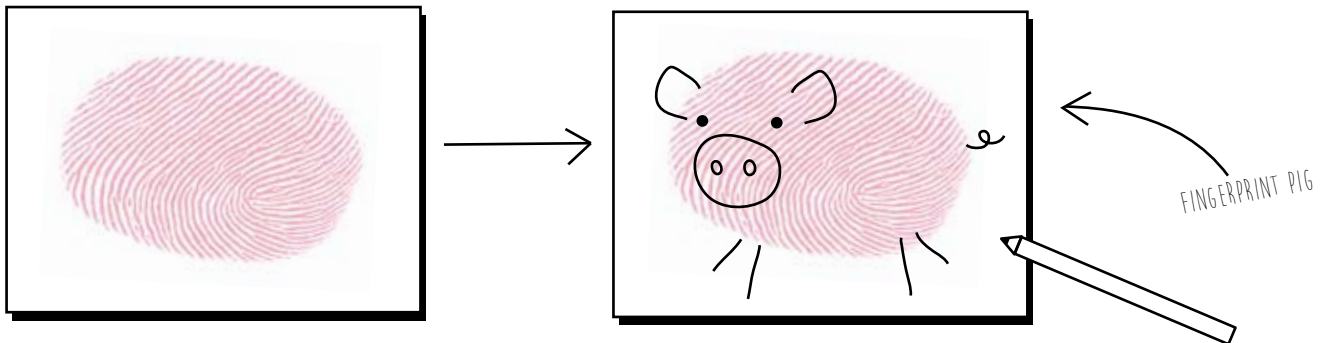
Make a fingerprint farm by turning your fingerprints into farm animals, trees and plants.

You will need:

Paints
A black felt pen or pencil
Paper





Simply make fingerprints using paints of different colours and use a black pen or pencil to transform your fingerprints into a farm!



Create a tree of fingerprint leaves

Draw a black tree trunk with lots of branches. Use your fingerprints to create the leaves and make patterns. You could create a tree for each of the four seasons using different colours. You can make the petals of a flower, ears of wheat or grass with fingerprints too. What will grow on your farm?



More prints

What else could be used to make prints? Why not try sponge, screwed up paper, halved potatoes or other objects you can find to see what marks they make.