



# British Wool LEARNING



## MAKE A GRASS HEAD SHEEP

### What do you know about sheep?

Did you know:

- Sheep have a coat made from wool.
- Sheep live on farms.
- Grass grows in fields.
- Sheep eat grass.

### You will need:

- Plastic cup or yogurt pot.
- Potting soil.
- Grass seeds (available from local garden centres).
- Decorations such as stickers, markers, wool and ribbon.




## HOW DOES GRASS GROW?

Grass needs food, water and sunshine to make it grow. Follow the instructions below to grow your own grass.

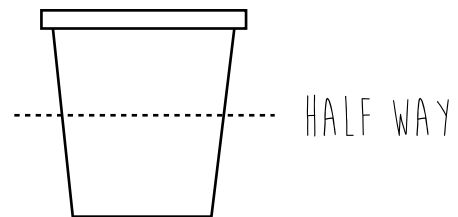
GRASS GETS  
FOOD FROM  
THE SOIL

**1.** Decorate the pot to make it look like a sheep face, ready for grass hair to grow from the top! Add stickers, colour, wool and ribbon to make your sheep face.




**2.** Fill the plastic cup half way with soil.

**Tip:** To speed up germination, you can soak the seeds in water before you start.



**3.** Spoon or sprinkle the seeds into the cup on top of the soil, then add another layer of soil. This is the final layer and should be no more than about 1cm deep. Water the soil well.



SUNSHINE  
MAKES GRASS  
GREEN

**4.** Finally, leave the plant in a warm, sunny spot to grow. Water as necessary to keep the soil nice and damp.



DON'T FORGET TO 'SHEAR' YOUR SHEEP IF ITS GRASS HAIR GROWS TOO LONG!