

British Wool LEARNING

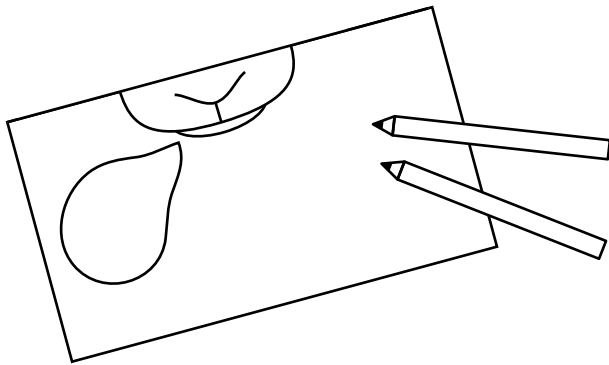


TAKE A SHEEP SELFIE!


You will need:

- A pen or pencil
- Card or paper
- A camera or a mobile phone with one


1. Use a piece of paper or card to draw your sheep face on. Start at the edge of the paper. You won't need to draw any eyes, you will just need to draw the face from the nose down.



2. Place the picture you've drawn against your own face, lining up your nose with the one you have drawn. You could write a sheepish message in a speech bubble!



3. Take your sheep selfie! Make sure you get your own eyes and then the sheep mouth and nose you have drawn in the picture.



4. Share your picture! Email it to a friend, post it on your favourite social networking website or just keep it for yourself to look at, whenever you fancy a chuckle!



#sheepselfie